


Pick a shape from a pocket and ELABORATE... Add details to your shape to create something.







Elaboration

SPECIAL SUGGESTIONS:

- ☆ The bulletin board shape sections can be covered with colored or patterned papers or materials then outlined in yarn.
- ☆ Be sure to include a variety of colors and textures in the pocket shape choices.
- ☆ Use following patterns for variety of sizes.







L

